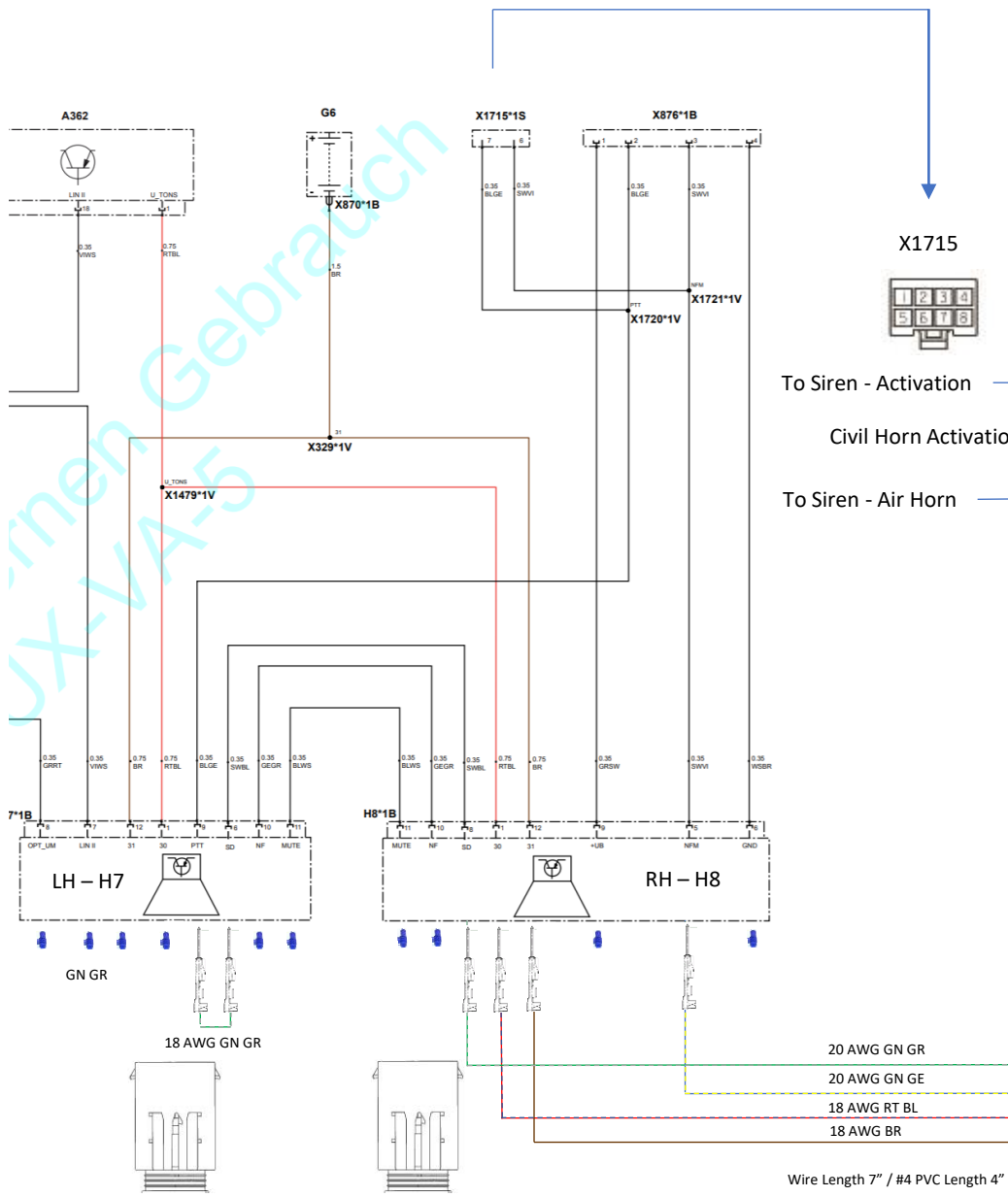


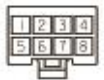
# Horn / Siren Interface Wiring

## FMSA-CHP-HRWH

### CHP Version R 1250 RT-P



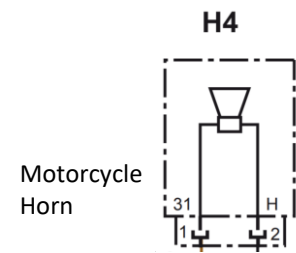
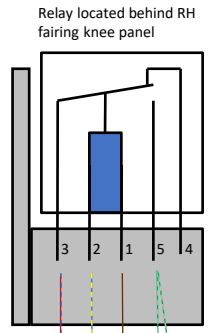
X1715



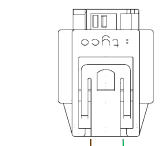
F1 = Siren Scroll  
F2 = Aux Civil Horn (30 min. after ign. OFF)

To Siren - Activation  
Civil Horn Activation  
To Siren - Air Horn

- 1 F1 PTT Switch Signal (GMSF Pin 23 – 0.65A, momentary, 30 minutes after ign. off) SW GR
- 2 F2 PTPA Switch Signal (GMSF Pin 34 – 2A, momentary, 30 minutes after ign. off) SW RT
- 3 Headset Interface Power (GMSF Pin 20 – 2A, 30 minutes after ign. off) SW VI
- 4 Ground - BR
- 5 Side Stand Extended Signal (direct connection to MC side stand switch in harness ) GR GN
- 6 Microphone NF to Siren PA
- 7 PTT + to siren PA (do not activate directly from F2 pin 2 or increased noise will result)
- 8 PTT 2 Switch Signal (GMSF Pin 21 – 0.6A, momentary, 30 minutes after ign. off) SW GN



Motorcycle Horn



18 AWG BR  
18 AWG GN GR

18 AWG GN GR  
Wire Length 24" / #8 PVC Length 22"

Wire Length 4.5" / #4 PVC 2.5"

Wire Length 7" / #4 PVC Length 4"

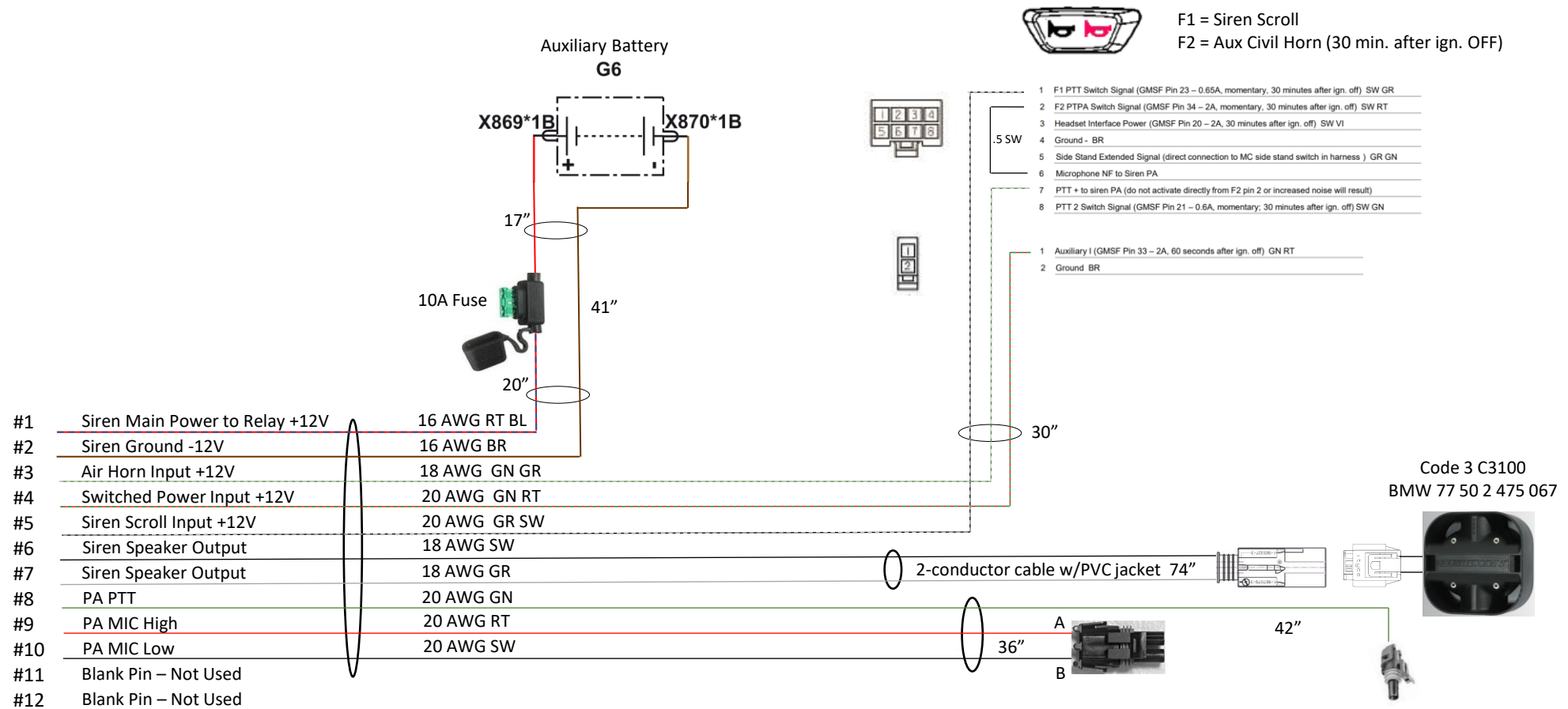
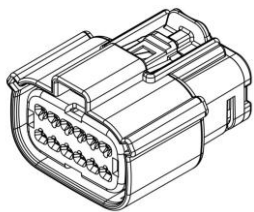
From MC Harness

# Siren Wiring Interface

## FMSA-CHP-SWH

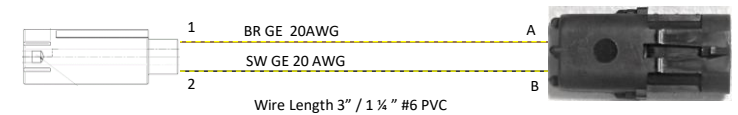
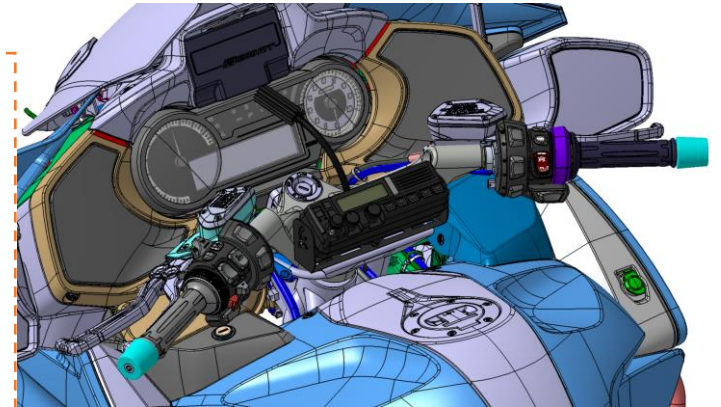
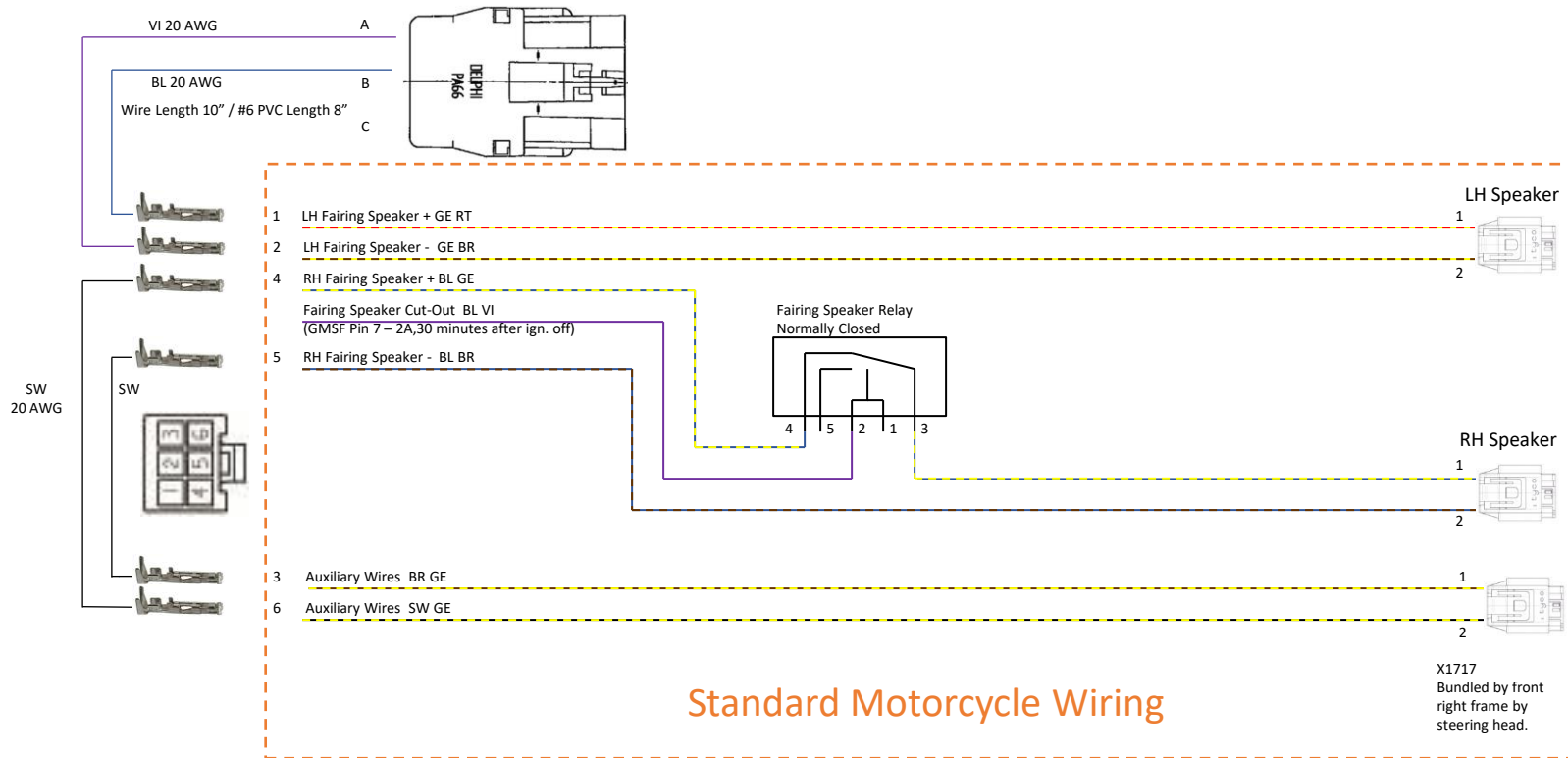
### CHP Version R 1250 RT-P

3955 Siren



# Radio Speaker Connection FM5A-CHP-RSWH

Radio Box Speaker Adaptor  
Plug Located Under Radio Box  
Floor Plate for CHP Applications.



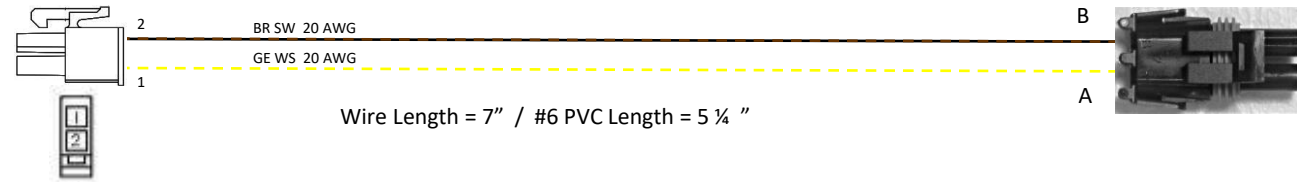
Radio Speaker Adaptor Plug by Steering Head

Color Coding:

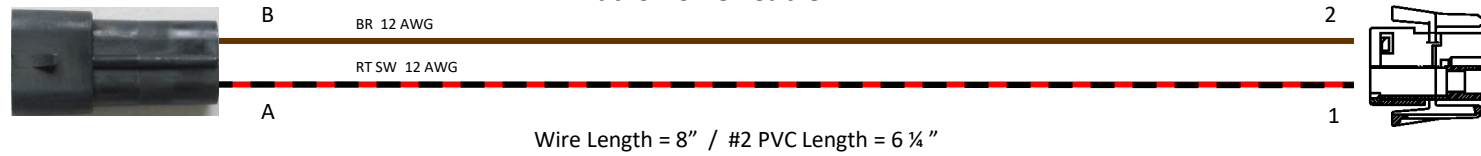
- BL = blue
- BR = brown
- GE = yellow
- GN = green
- GR = gray
- RT = red
- OR = orange
- SW = black
- VI = violet
- WS = white
- TR = transparent

# Radio Power Connector Kit FMSA-CHP-RPCH

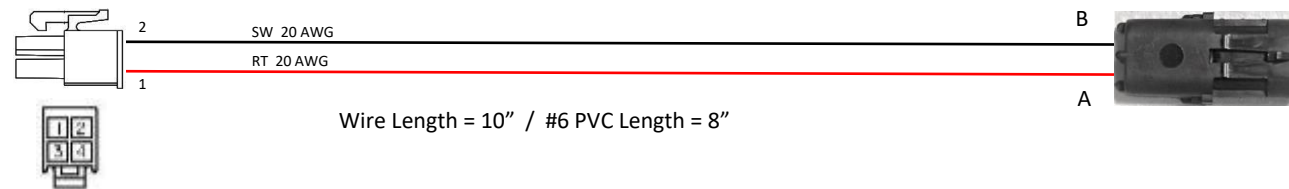
## Audio Converter Power Cable



## Radio Power Cable




## Radar Power Cable



# CHP Ground Strap Kit

## FMSA-CHP-GSK

Rear Pod Heat Sink Ground Wire  
34" Eye to Eye



Radio Box Floor Plate Ground Strap  
9" Eye to Eye



½ x .320" tinned copper braided sleeve  
4.5" long heat shrink

Color Coding:

BL = blue  
BR = brown  
GE = yellow  
GN = green  
GR = gray  
RT = red  
OR = orange  
SW = black  
VI = violet  
WS = white  
TR = transparent

Repeater Antenna Ground Wire  
34" Eye to Eye

